

# DivineCoders

Bible Code 3.1 User Manual (First Edition)

Copyright © 2014 DivineCoders, All rights reserved

**Thank you for choosing DivineCoders!**

To ensure that you are reading the most recent edition of this manual, please visit our Downloads page.  
(<http://www.divinecoders.com/downloads.php>)

### **What's New in Version 3.1?**

This version of our software provides the following:

1. Automatic Log in – You no longer need to log in every time you restart our software.
2. Undo and Redo – Quickly traverse your search history and change direction without restarting.
3. Comes equipped with our latest mean calculations for a more accurate t-test.
4. Minor bug fixes.

## Table of Contents

First Time Setup	1
Performing a New Search	2
Opening a Previous Search	3
Searching for Correlations	4
Viewing Your Results	5
Suggested Reading	6

## First Time Setup

When you start DivineCoders Bible Code 3.1 for the first time, you are presented with the log in screen. If you do not have an account, then you may register for free by clicking the link [Need to register an account?](#) If you already have an account, please log in by typing the username or email, plus the password you set when you registered your account, then click the Log in button to log in.

Once you have logged in successfully, two things occur simultaneously, 1) you gain unlimited access to the DivineCoders Bible Code resources, and 2) your log in credentials are stored locally. So, the next time you close and restart the DivineCoders software you will not be required to repeat this step.

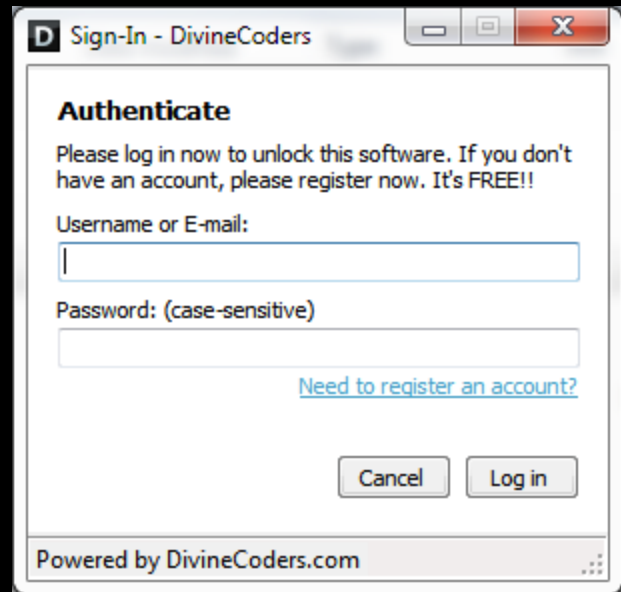
## Registration

Registering for your DivineCoders account is both free and easy to do. Simply type a unique username, provide your email address and a strong password (at least 8-12 characters long), then click the Submit button to be instantly registered!

Once you have successfully registered for your free account with DivineCoders, you will be redirected back to the log in screen where you will be able to perform the First Time Setup process.

## Technical Support

Having trouble registering or logging in, then please contact DivineCoders Support via email at: [support@divinecoders.com](mailto:support@divinecoders.com)



**Sign-In - DivineCoders**

**Authenticate**

Please log in now to unlock this software. If you don't have an account, please register now. It's FREE!!

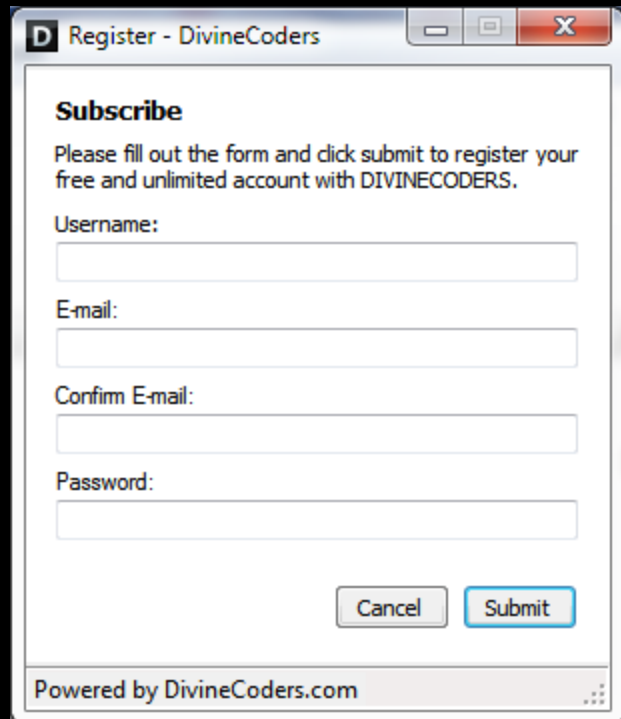
Username or E-mail:

Password: (case-sensitive)

[Need to register an account?](#)

Cancel Log in

Powered by DivineCoders.com



**Register - DivineCoders**

**Subscribe**

Please fill out the form and click submit to register your free and unlimited account with DIVINECODERS.

Username:

E-mail:

Confirm E-mail:

Password:

Cancel Submit

Powered by DivineCoders.com

## Performing a New Search

When starting a brand new search, one simply sets the Target field to Book. Next, type a single keyword that is at least 3 characters in length into the Keyword field. Finally, click the Search button to begin.

As our software performs your search, it is looking for your keyword in every available book until either your keyword has been found or there is no more books to search, which ever comes first.

In adherence to the official [DivineCoders Software and Research Standards](#) this software will halt the search process when and if your selected keyword is found 10 or more times within the same book.

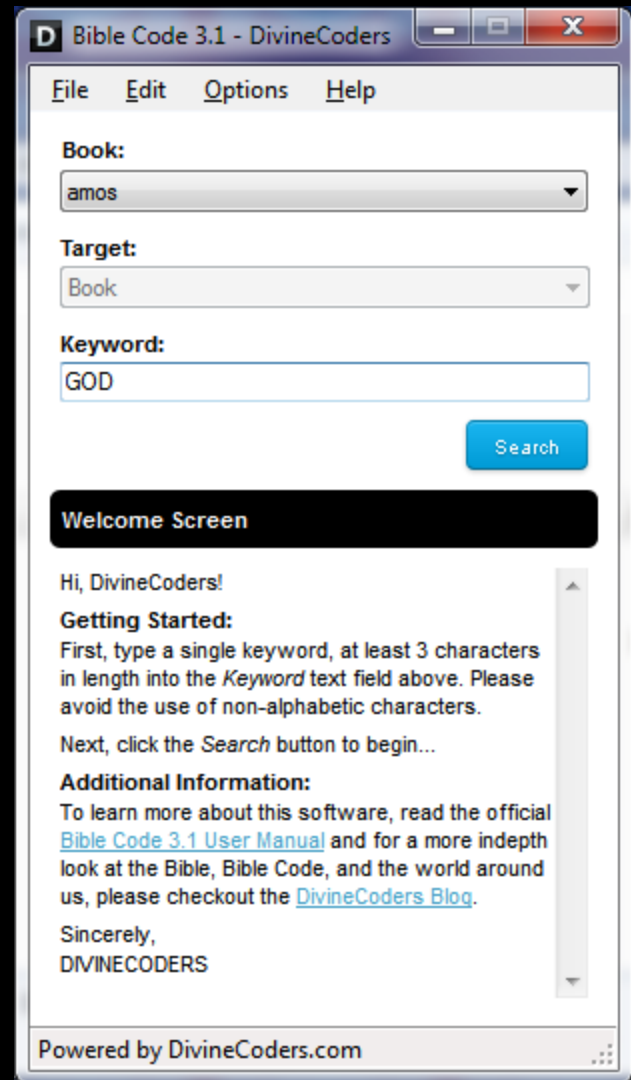
Only alphabetic characters are permitted for search, therefore, please avoid all non-alphabetic characters, such as numbers and special characters.

It is recommended that you begin each new search with the book of Amos, but you may choose any book from the Book drop down list field to begin your new search with your chosen keyword.

Once you have successfully generated at least one result, you are ready to begin your search for related keywords, which we call, Correlations. You will learn more about this in a later section.

## Technical Support

Is our software doing unexpected things, then please contact DivineCoders Support via email at: [support@divinecoders.com](mailto:support@divinecoders.com)



## Opening a Previous Search

The DivineCoders Bible Code 3.1 software allows you to save your active search history locally where it can be later re-opened via our software.

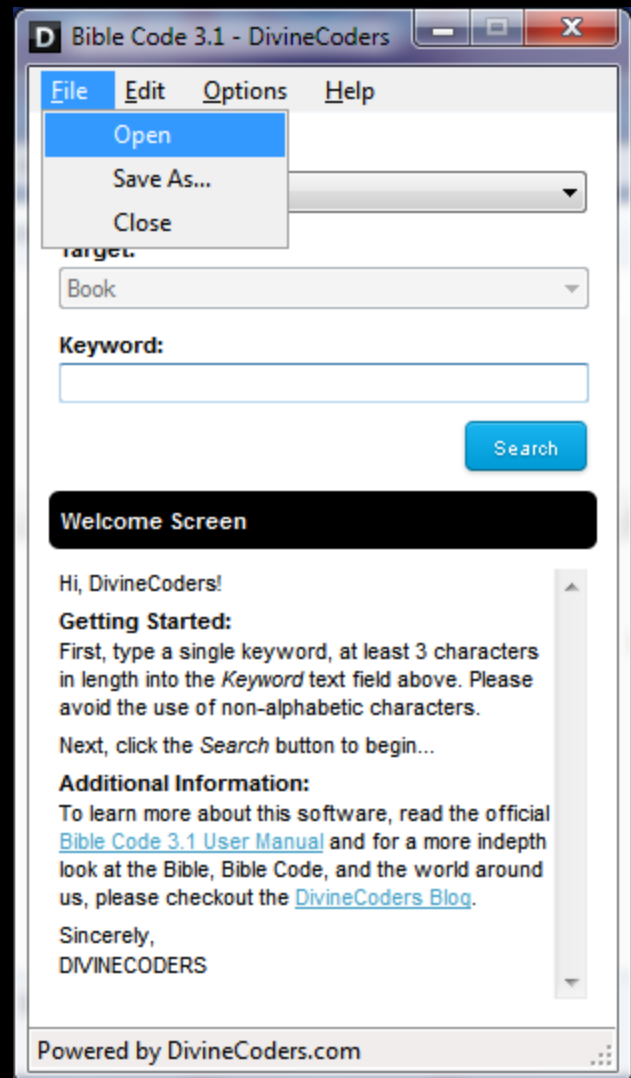
Whenever you re-open a previously saved session, you pick up right where you left off. You may continue to search for correlated terms within your results or you may begin a new search, thus new session.

## Saving Your Current Session

To save your current session to disk for later access, click the File menu option and select Save As... From here you are able to name your session and save it to any location you choose on disk. We recommend that you save all sessions to the Sessions folder.

## Technical Support

Is our software doing unexpected things, then please contact DivineCoders Support via email at: [support@divinecoders.com](mailto:support@divinecoders.com)



## Searching for Correlations

Upon successfully generating at least one result, your next step is to locate all possible correlations. Since Bible Code is best defined as Linguistic Steganography, your goal is to locate a coherent message.

Begin by switching the Target field to Results, this tells our software that you would like to begin searching the result(s) for possible correlations.

Unlike a new search, the results search focuses on the block of text in which each result is found and does not consider the remainder of the book.

In adherence to the official [DivineCoders Software and Research Standards](#), the results search is subject to a statistical significance test where terms that test LOW are rejected and omitted from the results.

To learn more about the DivineCoders t-test, please checkout, [Statistical Significance Research](#).

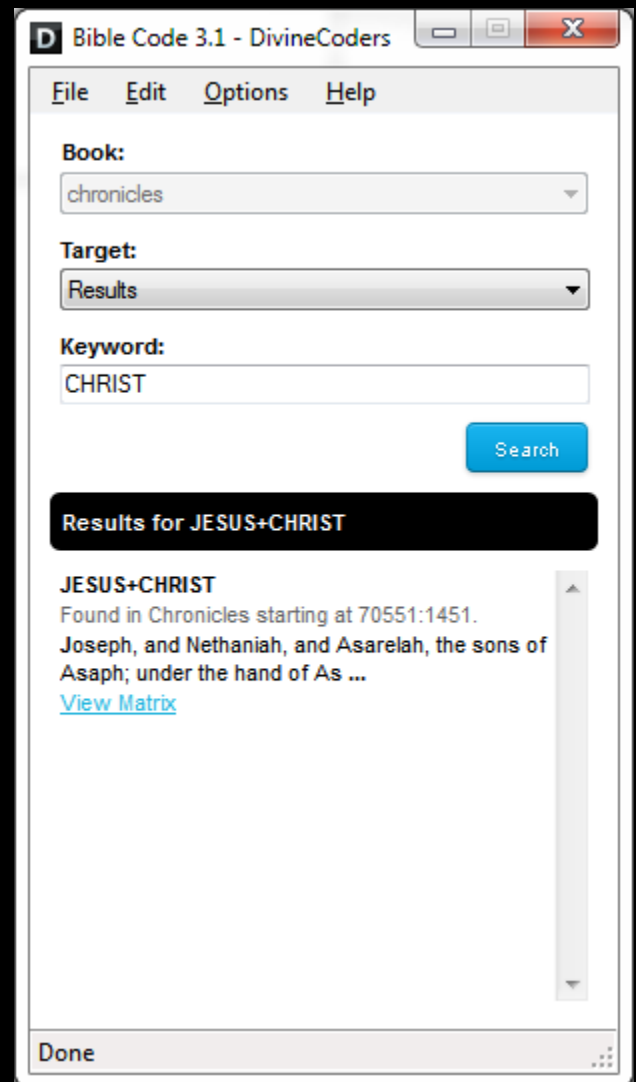
## Managing Search History

As you find correlated terms, you are also building your search history. If, at any time, you would like to revert back to a state before a specific result, then you may do so using the Edit menu option. Select between the Undo and Redo sub-options in order to traverse back and forth across your search history.

**Warning:** Your active search history is renewed each time you conduct a new search. Make sure to save each session before starting a new search. All unsaved sessions will be lost.

## Technical Support

Is our software doing unexpected things, then please contact DivineCoders Support via email at: [support@divinecoders.com](mailto:support@divinecoders.com)



## Viewing Your Results

When you are ready to view your results, you can do so by clicking the View Matrix link, which is located beneath each result in your list. When you click this link, our software will launch the DivineCoders website using your default Internet browser and our website will redirect you to our online matrix viewer.

From here you may view your results in our matrix or 3D viewer, email the link to a friend, print the page for your records, view each terms exact probability, index, and ELS values, share what you find, and more.

## Dashboard

Each time you view a result, that result is stored online and is associated with your account. If at any time you would like to access your results history, then you may do so by visiting your online dashboard.

You may access your online dashboard by clicking your username listed at the top-right corner of each page or you may also visit the following web address:  
<http://www.divinecoders.com/profile.php>

**Note:** User dashboards are not publicly accessible and cannot be viewed without first authenticating.

## Technical Support

Is our software doing unexpected things, then please contact DivineCoders Support via email at:  
[support@divinecoders.com](mailto:support@divinecoders.com)





## Suggested Reading

Here are some of the most highly recommended DivineCoders articles and resources:

- Learn about our research that led us to the discovery of the statistical mean p-values.
  - <http://divinecoders.wordpress.com/2012/01/16/statistical-significance-research/>
- Learn why it's so important to search for keywords of significant length.
  - <http://divinecoders.wordpress.com/2011/03/12/separating-gold-from-copper/>
- Learn how we calculate our p-values with 100% statistical accuracy.
  - <http://divinecoders.wordpress.com/2011/02/28/calculating-true-probabilities/>
- Learn about our pursuit for the "Golden" keyword.
  - <http://divinecoders.wordpress.com/2012/03/11/discovering-the-golden-keyword/>
- Get answers to frequently asked questions.
  - <http://www.divinecoders.com/faqs.php>

DIVINECODERS